


Knowledge Organiser


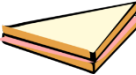



Year Group	Subject	Topic
5	MFL - Spanish 	At the café 

The Big Picture

This unit the children will learn how to order snacks and drinks in a café. Children will ask and answer several complex questions using familiar vocabulary. They will practice giving information and opinions using a language scaffold. To develop their speaking and listening skills further pupils will take part in role play activities in small groups using props. Pupils will also practice writing the new vocabulary from memory and consolidate their work on adjectives, conjunctions, intensifiers and verb conjugations.

Enquiry questions

- ¿Qué desea? – What would you like?
- ¿Y para beber? – And to drink?
- ¿Algo más? – Anything else?
- ¿De postre? – For dessert?
- ¿Todo bien? – Is everything ok?
- ¿Cuanto es? – How much is it?

Key Vocabulary		
<ul style="list-style-type: none"> • Quiero – I want • Quisiera – I would like • Por favor – Please • Gracias – Thank you • La cuenta – The bill • Me gusta el bocadillo de queso porque es muy cremoso – I like the cheese sandwich because it's very creamy. • Me encanta la limonada porque es muy refrescante – I love the lemonade because it is very refreshing. 	<ul style="list-style-type: none"> • un bocadillo de queso – A cheese sandwich  • un bocadillo de jamón – A ham sandwich  • un bocadillo de chorizo – A spicy sausage sandwich  	<ul style="list-style-type: none"> • una cola – A coca cola  • una limonada – A lemonade  • un helado de chocolate – A chocolate ice cream • un helado de vainilla – A vanilla ice cream • un helado de fresa – A strawberry ice cream.

- No me gusta el bocadillo de chorizo porque es demasiado picante – I don't like the chorizo sandwich because it is too spicy

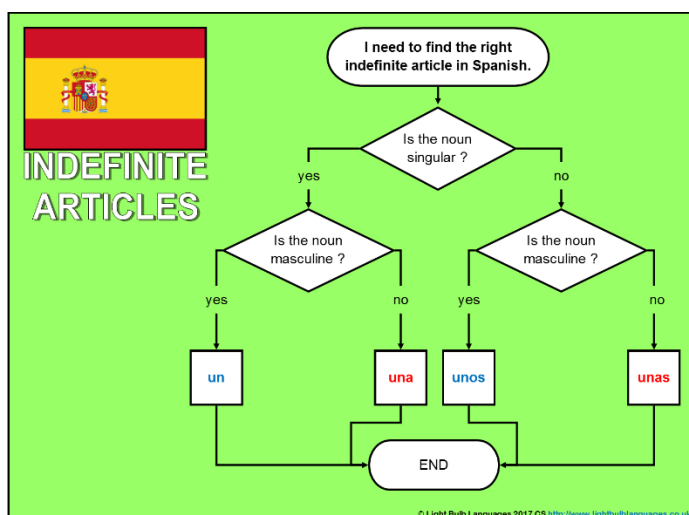


Example text

- ¿Qué desea? – What would you like?
- Quisiera un bocadillo de chorizo, por favor – I would like a cheese sandwich, please
- ¿Y para beber? – And to drink?
- Una limonada, por favor – A lemonade, please
- ¿Algo más? – Anything else? ¿De postre? – For dessert?
- Un helado de fresa, por favor – A strawberry ice cream.
- Vale – Ok
- ¿Todo bien?
- Me gusta el helado porque es muy cremoso pero no me gusta el bocadillo de chorizo porque es demasiado picante! = I like the ice cream because it's so creamy but I don't like the chorizo sandwich because it is too spicy.
- ¿Cuanto es? – How much is it?
- Son seis euros, por favor – That's 6 euros please
- Gracias, ¡Adiós! – Thank you, goodbye!
- Hasta luego – See you soon

Important Grammar and Phonics Points

- In Spanish, adjectives need to agree in gender and number (singular or plural) with the noun that they describe.
- e.g. un helado grande = a big ice cream, un helado pequeño = a small ice cream
- dos helados grandes y dos limonadas pequeñas = Two big ice creams and two small lemonades.
- The majority of Spanish adjectives need to come AFTER the noun that they describe.
- Some adjectives are allowed to go before the noun.
- Indefinite articles:



Useful Links for practising online

<https://www.bbc.co.uk/teach/ks2-spanish/zr3dt39>

<http://interactivesites.weebly.com/spanish.html>

<https://rockalingua.com/>

Other ways to practice at home/around school

- Complete the lunch register in Spanish and say the date in Spanish each day with your class.
- Teach a member of your family a few Spanish words.
- Ask an elder sibling to teach you some more Spanish if they are learning Spanish.
- Ask Miss Shah for a dual language reading book to take home.
- When playing playground games that involve counting, count in Spanish!
- Keep a look out when you walking around school – there are some Spanish signs popping up!
- Ask your class Spanish Ambassador to do some practice with you.
- Ask Miss Shah for a Spanish Challenge card that you can complete for home learning.
- **Mr Kerbel is learning Spanish too, so, share what you have learnt with him 😊**